



2022

()

“

” ”

”

2
6
10
27
47
50
57
62
63
64



2

3, 445, 555, 296. 69

1 —

1.							
2022			121.97		1.08%		
	-320		1322.60%		259		1683
2021	144						
				127			"
" 2		"	"	68		"	+ 45
	2	"	"		2		
	39.45%			27.36%			120.34%
		54.5%					65%
						28%	
			17.24		31.5%		"
+	"						25.8%
		12.73%					
			240				
3					7.66		
				47		2022	
				99			
		100%	94				"

"

10		2003.12.30	10,073			
----	--	------------	--------	--	--	--

			/			
1		2007.10.22	469			
2		2009.05.31	1,511			24
3		2002.09.30	1,100			48
4		2003.05.31	692			
5		2001.12.31	529			43-45
6		2014.09.05	1,100			
7		2001.04.18	877			157()
8		2001.04.28	1,346			
9		2003.09.14	447			450
10		2003.01.28	358			31

			/			
1		2013.12.28	83,230			37
2		1958.09	36,099			1542
3		1937.07	29,868		+	129
4		2012.09.28	27,422			
5		2012.01.10	48,321			75
6		2010.12.22	12,250			108
7		2014.01.10	78,408			36
8		2003.12.12	13,805			

		9	30,908	9,060	9	42,321	4,128
		3	300	25	4	2,979	229
		44	7,160	3,282	40	8,772	5,683
		150	8,175	1,521	50	2,711	2,970
		53	2,710	741	12	863	629
		0	0	0	0	0	0
		0	0	0	0	0	0

3

		/ /	%
		1,101	-3.31%
		1,452	-7.79%
		1,178	-3.41%
		2,390	-3.93%
		402	3.90%
		969	-1.47%

3

12,699

159,710

4

1

15,23

13.88%

2

2 58

8

	11, 737, 678, 636. 71	96. 23%	11, 907, 504, 656. 19	96. 57%	-1. 43%
	193, 073, 652. 00	1. 58%	209, 354, 181. 50	1. 70%	-7. 78%
	266, 654, 047. 55	2. 19%	213, 694, 823. 08	1. 73%	24. 78%
	11, 051, 121, 861. 23	90. 60%	11, 071, 792, 483. 97	89. 79%	-0. 19%
	1, 146, 284, 475. 03	9. 40%	1, 258, 761, 176. 80	10. 21%	-8. 94%

2

10%



4

5



	37,250,958.40	22,155,470.56	68.13%
	0.31%	0.18%	0.13%
	6,308,031.88	6,187,270.99	1.95%
	16.93%	27.93%	-11.00%

5

	2022	2021	
	13,513,514,412.07	14,016,990,223.46	-3.59%
	12,739,012,891.15	13,080,279,716.92	-2.61%
	774,501,520.92	936,710,506.54	-17.32%
	7,126,041.17	25,004,800.45	-71.50%
	257,770,258.03	485,621,815.26	-46.92%
	-250,644,216.86	-460,617,014.81	45.59%
	2,525,848,222.42	1,992,992,626.83	26.74%
	2,792,606,043.34	2,667,147,728.14	4.70%
	-266,757,820.92	-674,155,101.31	60.43%
	257,099,483.14	-198,061,609.58	229.81%

1.

17.32%

	- 12, 244, 203. 84	- 4. 22%		
	2, 107, 189. 90	0. 73%		
	32, 998, 322. 55	11. 36%		
	37, 500, 644. 45	12. 91%		
	- 6, 800, 023. 51	- 2. 34%		

1.

2022		2022			
1, 425, 225, 862. 56	11. 33%	1, 162, 582, 681. 36	9. 33%	2. 00%	
250, 725, 022. 27	1. 99%	150, 379, 587. 06	1. 21%	0. 78%	
	0. 00%		0. 00%	0. 00%	
1, 857, 390, 631. 42	14. 77%	1, 746, 9			

2021 6 2
2021-046

2023

3

1

2

3

"

"

" +"

4

" X+1+N"

5

" "

6

" " " " "

1.

2

3

4

1 —

9

2021

20

4



2007 5

2019 7 25

2019 12 4

41.25%

41.25%

21.54%

1.72%

	--	--	--	--	--	--	600	0	0	0	600	--	

2022 3 4

			2022 07 06	
			2022 10 19	
			2022 04 20	
			2022 04 20	
			2022 12 20	
			2022 03 24	
			2022 03 24	
			2022 10 14	
			2022 12 05	
			2022 12 20	
			2022 03 04	
			2022 08 17	
			2022 07 06	
			2022 03 17	
			2022 12 16	
			2022 12 20	
			2022 03 24	
			2022 09 08	
			2022 12 29	

2

1

			2020 10	
			2021 07	
			2021 12	
			2017 08	
			2020 10	
			2022 12	
			2019 09	
			2022 08	
			2021 06	

			2022 10	
			2022 09	
			2021 03	
			2018 02	
			2018 07	
			2018 05	
			2020 06	
			2020 12	

NBA

2005 10

2021 09

2015 11

2022 12

2021 03

2019 12

2018 05

2022 05



52	9.6
43	9.6
59	9.6
42	4.1
38)à +	62.36

			24	2		
				3		
				4	2021	
			2022 04 25	1.	2022	
				2	2022	
		2	2022 08 15	1.	2022	
				2	2022	
				3	2022	
			2022 10 21	1.	2022	
				2	2022	
			2022 03 22	1.		
		2		2		
				3		
			2022 06 22			
			2022 08 15			
		3	2022 09 29			
			2022 12 19	1.		
				2		
			2022 08 11		2021	
				1.	2022	
		2	2022 09 09	2	2022	
				3	2022	

1.

	101
	17, 175
	17, 276
	17, 276
	0
	1, 145
	14, 116
	1, 028
	216
	771
	17, 276
	1, 114
	2, 939
	13, 223
	17, 276

2

“ ”

“ ”
“ ”

4

1.

4 2022 12 5 2022 12 15

2022 12

16

2022

2022-073

5 2022 12 21

2022

2022

2022

2022

2022

2022 12 22

2022

2022

2022-079

6 2022 12 29

2022

2022

7 2023 1 10

2022

357

24,992,014 2023 1 12

2022

2023-

003

1

1

2

2022

2022

2022

2022 12 6

2

3


1.

2022

47

2022

"



1
2
3
4
5
6
7
8

4

2021 7 9 7 26

2021 7 10

2021-053

2

"

"

"

"

	130
	26
	4



2

3

4

5

6

7.

2022 5 24



2 5%

10

10

2019 12 18 9

1000 2000

2022 12 31

10%

10%

2

3

2' "

10%

10%

2

	2022 03 26	45 000	2022 03 22	20 000					1	
	2022 03 26	20 000							1	
	2022 03 26	20 000							1	
	2022 03 26	40 000	2022 03 28	17,800 25					1	
	2022 03 26	40 000							1	

B1			B2	
B3	273,000		B4	114,459.63
A1+B1+C1	534,000		A2+B2+C2	190,907.06
A3+B3+C3	273,000			

		()	
/			
10	10	24,992,014	3.67%
	10		
		136,619,349	136,619,349
		94,853,195	94,853,195
		67,658,387	67,658,387
		40,528,928	40,528,928
		6,296,831	6,296,831
		4,169,616	4,169,616
		2,954,607	2,954,607
UBS AG		1,483,641	1,483,641
MERRILL LYNCH INTERNATIONAL		1,213,280	1,213,280
		1,175,200	1,175,200
10	10	()	
10	4		

4

80%

5

10%







--	--

2022

" "














" "																	
1																	
2																	
3																	
4																	
1																	
2																	
3																	
4																	
1																	
2																	





1												
2												
3												
4												
1												
2												
3												
1												
2												
3												
4												
5												
6												
1												
2												

1989 8 15

1989 11 8

5,008

1997 4 29

A

4,000 1997 5 19

A

9,008

1998 4 -2010 1

68,102.15

2010

91420100177682019R

681,021,500.00

630

30' " 34"

"

36'

"

1.

2022 12 31

2022

2014

15 —

2

1 1 12 31

3

4

5

1

2

6

1

2

9.

1

2

3

10

1

3

5

1	
2	

12

1	
2	

12

13

3 —

1

2

3

4

5

14

"

"

15

14 — 2017

2

17.

19

1

2

		45	3%	2 16%
		10	3%	9 70%
		15	3%	6 47%
		14	3%	6 93%
		10	0%	10 00%
		5	3%	19 40%

3

4

5

20

"

21.

23'

3

22

1

2

3

4

27.

2

3¹

2

28

1

/

2

3

29.

1

“

”

2

21" "

30

3 —

31.

1

2

3

4

32

/

1

2

3

4

33

1

19 " 4 —
"

12

2

3

“ [2022] 13 ”

“ [2020] 10 ”

34

1

2

16'

"

3

35

1

2

36

1

30' "

2

3

4

5

6

7

“

”

“

”

1.

1									

1										



1		1
1	2	2
2	3	3
3	4	4
4	5	5

2022 1 1				
2022 1 1				
2022 12 31				

1 1	
1 2	
2 3	
3	
3 4	
4 5	
5	

--	--	--	--	--	--

“

”

()

1.				
2				

1				
2 \ \				
3				
3				
1				
2				
4				
1.				
2				
1				
3				
1				
2				
4				
1.				
2				
1				
3				
1				
2				
4				
1.				
2				

1:
2

2

3

--	--	--



1

2

3

1.		
2		

3		
4		
1.		
2		
1		
3		
1		
4		
1.		
2		
1		
3		
1		
4		
1.		
2		

1.		
2		
1		
2		
3		
3		
1		
4		
1.		

2

1

2



1

2

2022 12 31

1

1

1

1	1	" "
2		

1		

		+ -					

95,096,611.04



1				
2				

1
2

24,992,014

170,072,653.04

24,992,014

74,976,042.00




50%

10%



1





" "

" +"

" -"		



2



/



--	--	--

4



()

2022

2021

" "

2021 " "

5

1

--	--

2022 1

2022 3

2022 8

4

5

1

2022 3

350 00

"

" 49%

46 67%

100%

—	
—	

1

1

2

19' "

0 0
1,098,127,142.54

1,321,844,563.50

3

2

6 91% (

17. 08%)

3

	1		1-5	
	1		5	5

1.



	--	--	--
--	----	----	----

1.

()					

/

2014 10 10

2

/

/

/

/

/

/

/

/

/

2019 12 18
2000

9

1000

10

10		*50%
10	*2	*50%
	= *2	

3



[Redacted]

[Redacted]

	[Redacted]					[Redacted]				
	[Redacted]		[Redacted]			[Redacted]		[Redacted]		[Redacted]
		[Redacted]	[Redacted]	[Redacted]	[Redacted]	[Redacted]	[Redacted]	[Redacted]	[Redacted]	[Redacted]
[Redacted]	[Redacted]	[Redacted]	[Redacted]	[Redacted]	[Redacted]	[Redacted]	[Redacted]	[Redacted]	[Redacted]	[Redacted]

1										
2										

1

5		

2

1	1
3	
5	

2

--	--	--	--	--	--	--

3

2

1

	12	()	()	
2022 1 1				
2022 1 1				
2022 12 31				

1 1	
1 2	
2 3	
3	
5	



		--

2 1. " + " " - " 1 —

[2008] 43

1 —

2

		/	/

3

1

2

3

2023 3 31