


000759



中百控股集团股份有

2020

2021 3

| | | | |
|--|---|-------|--------|
| | | | 000759 |
| | | | |
| | | | |
| | | | |
| | ZHONGBAI HOLDINGS GROUP CO.,LTD | | |
| | | 129 | |
| | 430021 | | |
| | | 65-71 | 8 |
| | 430035 | | |
| | http://www.whzb.com | | |
| | whzb@whzb.com | | |

| | 2020 | 2019 | | 2018 |
|---|-------------------|-------------------|---------|-------------------|
| | 13,128,786,002.31 | 15,547,874,380.83 | -15.56% | 15,208,464,606.83 |
| | 43,131,874.12 | 10,196,510.39 | 323.01% | 430,946,836.68 |
| | 48,824,651.93 | 33,219,237.59 | 46.98% | 29,460,941.70 |
| | 868,272,374.14 | 845,288,713.83 | 2.72% | 591,493,422.84 |
| / | 0.07 | 0.01 | 600.00% | 0.63 |
| / | 0.07 | 0.01 | 600.00% | 0.63 |
| | 1.27% | 0.30% | 0.97 | 13.51% |
| | 2020 | 2019 | | |

202

| | | | | |
|--|------------------|----------------|---------------|-------------|
| | -198,198,375.74 | 42,343,512 | 08,215,031.49 | 4,484.06 |
| | 1,492,131,624.12 | -1,079,379,357 | 25,297,269 | ,222,837.39 |

| | 2020 | 2019 | 2018 |
|--|-----------------|---------------|----------------|
| | -5,071, | 5,303,80 | 863,194.60 |
| | 173,572, | 3,180,938.6 | 792.70 |
| | 14,176, | | |
| | 13,613,293.50 | -4,837,169.46 | -25,258,100.24 |
| | -199,536,553.75 | | |

8 —

1

| | |
|--|--------|
| | |
| | 14.45% |
| | 52.21% |
| | 36.73% |

2

| | | 165 | 866,031.57 | 866,031.57 | 0.00 |
|--|--|-----|------------|------------|-----------|
| | | 30 | 23,218.28 | 23,218.28 | 0.00 |
| | | 703 | 260,473.64 | 258,779.96 | 1,693.68 |
| | | 502 | 89,273.71 | 51,229.98 | 38,043.73 |
| | | 9 | 14,424.52 | 14,424.52 | 0.00 |
| | | 18 | 17,674.87 | 17,674.87 | 0.00 |

| 1 | | 2005.05.28 | 18,863 | | | 518 |
|---|--|------------|--------|--|--|-----|

| | | | |
|---|------------|--------|-----|
| 2 | 2008.09.29 | 21,051 | 168 |
| 3 | 2002.11.08 | 13,058 | 162 |
| 4 | 2001.12.08 | 7,685 | 1 |
| 5 | 2001.04.26 | 16,145 | |

| | | | | | | |
|--|-----|--------|----------|----|--------|----------|
| | 52 | 8,929 | 3,354.81 | 56 | 10,176 | 7,432.74 |
| | 131 | 10,154 | 3,806.75 | 44 | 2,748 | 471.85 |
| | 0 | 0 | 0.00 | 0 | 0 | 0.00 |
| | 0 | 0 | 0.00 | 0 | 0 | 0.00 |

3.

| | | / / | % |
|--|--|-------|---------|
| | | 1,269 | -6.80% |
| | | 1,096 | -1.35% |
| | | 1,324 | 0.96% |
| | | 2,235 | 11.29% |
| | | 313 | -34.60% |
| | | 750 | -33.47% |

| | | | | | | |
|--|-------------------|------------------|--------|---------|---------|---------|
| | | | | | | |
| | 12,892,360,232.67 | 9,966,644,530.89 | 22.69% | -10.76% | -10.57% | -0.17% |
| | 175,344,756.69 | 53,198,147.37 | 69.66% | -80.58% | -91.54% | 39.30% |
| | 803,260,092.95 | 602,458,396.62 | 25.00% | 9.04% | 6.29% | 1.94% |
| | 13,128,786,002.31 | 9,991,152,178.46 | 23.90% | -15.56% | -17.27% | 1.57% |
| | 12,753,241,143.58 | 9,693,912,139.16 | 23.99% | -16.26% | -18.08% | 1.69% |
| | 289,515,664.60 | 230,312,386.86 | 20.45% | -4.75% | -0.93% | -3.07% |
| | 86,029,194.13 | 66,927,652.44 | 22.20% | 483.32% | 547.66% | -7.73 % |

1

| | | | | | |
|--|--|--|-------------------|------------------|---------|
| | | | 2020 | 2019 | |
| | | | 12,892,360,232.67 | 14,447,100,584.5 | -10.76% |
| | | | 175,344,756.69 | 902,742,711.82 | -80.58% |
| | | | 803,260,092.95 | 736,691,829.93 | 9.04% |

30%

| | | | | | | |
|--|--|------------------|--------|-------------------|--------|---------|
| | | 2020 | | 2019 | | |
| | | | | | | |
| | | 9,966,644,530.89 | 99.75% | 11,144,170,238.95 | 92.28% | -10.57% |
| | | 53,198,147.37 | 0.53% | 628,702,193.34 | 5.21% | -91.54% |
| | | 602,458,396.62 | 6.03% | 566,810,803.31 | 4.69% | 6.29% |
| | | -631,148,896.42 | -6.32% | -263,301,155.86 | -2.18% | 139.71% |

| | |
|--|------------------|
| | 1,566,346,077.80 |
| | 12.91% |
| | 0.00% |

5

| | | | |
|---|----|------------------|--------|
| | | | |
| 1 | | 631,244,848.05 | 5.20% |
| 2 | | 335,138,865.19 | 2.76% |
| 3 | | 207,201,026.09 | 1.71% |
| 4 | | 205,701,556.59 | 1.70% |
| 5 | | 187,059,781.90 | 1.54% |
| | -- | 1,566,346,077.80 | 12.91% |

3

| | | | | |
|--|------------------|------------------|---------|--|
| | 2020 | 2019 | | |
| | 2,595,107,330.78 | 2,751,922,485.73 | -5.70% | |
| | 473,524,075.02 | 473,207,808.81 | 0.07% | |
| | 21,523,415.64 | 28,513,960.16 | -24.52% | |
| | 1,333,429.20 | 1,441,415.54 | -7.49% | |

4

| | | | |
|--|--------------|--------------|--------|
| | 2020 | 2019 | |
| | 15 | 15 | 0.00% |
| | 0.07% | 0.07% | 0.00% |
| | 1,333,429.20 | 1,441,415.54 | -7.49% |
| | 0.01% | 0.01% | 0.00% |
| | 0.00 | 0.00 | 0.00% |

| | 2020 | 2019 | |
|--|-------------------|-------------------|---------|
| | 15,486,604,562.05 | 17,215,337,526.47 | -10.04% |
| | 14,618,332,187.91 | 16,370,048,812.64 | -10.70% |
| | 868,272,374.14 | 845,288,713.83 | 2.72% |
| | 10,330,113,153.63 | 2,408,810,186.98 | 328.85% |
| | 10,805,315,577.87 | 3,974,046,514.31 | 171.90% |
| | -475,202,424.24 | -1,565,236,327.33 | 69.64% |
| | 1,276,572,089.11 | 1,437,613,289.93 | -11.20% |
| | 1,282,839,409.46 | 1,011,316,345.31 | 26.85% |
| | -6,1 | | |

| | | | | | | |
|--|------------------|--------|------------------|--------|--------|--|
| | | | | | | |
| | 1,364,781,128.94 | 14.28% | 998,185,104.21 | 10.84% | 3.44% | |
| | 121,900,109.64 | 1.28% | 122,401,052.93 | 1.33% | -0.05% | |
| | 1,764,838,451.64 | 18.47% | 1,770,980,674.29 | 19.23% | -0.76% | |
| | 44,948,666.18 | 0.47% | 46,448,961.74 | 0.50% | -0.03% | |
| | 236,092,399.57 | 2.47% | 275,999,008.64 | 3.00% | -0.53% | |
| | 4,429,593,045.23 | 46.35% | 4,463,180,875.44 | 48.46% | -2.11% | |
| | 197,262,236.61 | 2.06% | 129,597,011.45 | 1.41% | 0.65% | |
| | 995,000,000.00 | 10.41% | 784,840,000.00 | 8.52% | 1.89% | |

2

| | | | | | | | | |
|----|--------------|--|--|--|--|--|--|--------------|
| | | | | | | | | |
| | | | | | | | | |
| 4. | 3,850,000.00 | | | | | | | 3,850,000.00 |
| | 3,850,000.00 | | | | | | | 3,850,000.00 |
| | 3,850,000.00 | | | | | | | 3,850,000.00 |

3

| | | |
|--|---------------|--|
| | | |
| | 31,365,484.29 | |
| | 31,365,484.29 | |

1

2

3

| | | | | | | | | | | | | | |
|--|----|----|----|------------|-------------|----|--------|----------|------|----|------------------|--------|----|
| | | | | | | | | | | | | | |
| | | | | 85,410,794 | 178,854,300 | | 69.13% | 2,799.23 | 0.00 | | 2019 01 23 | 2019-2 | |
| | -- | -- | -- | 85,410,794 | 178,854,300 | -- | -- | 2,799.23 | 0.00 | -- | -- | -- | -- |

4

1

2

5

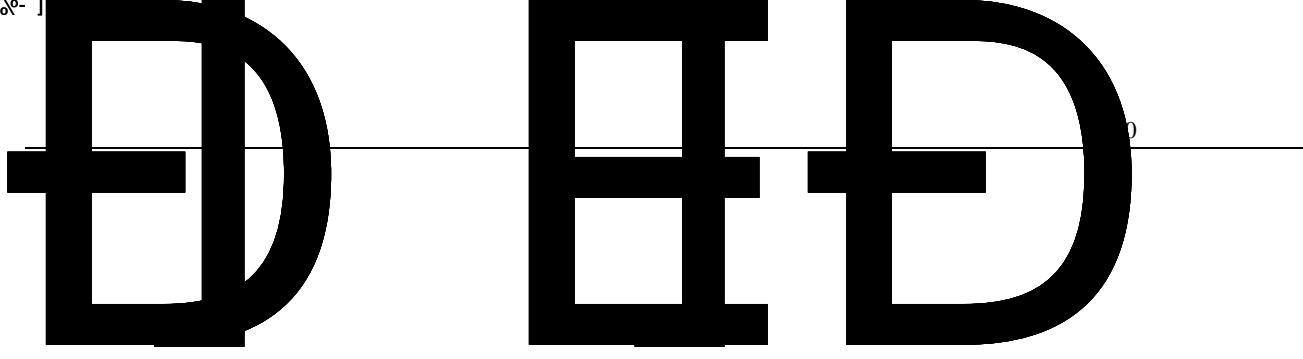
1

2

10%



| | | | | | | | | |
|--|--|--|-------|----------------|----------------|----------------|---------------|---------------|
| | | | 25800 | 736,242,573.17 | 292,325,406.82 | 213,943,449.92 | 15,481,022.38 | 10,705,311.22 |
| | | | 5000 | 133,971,046.65 | 87,900,473.11 | 84,508,337.99 | 10,252,340.52 | 5,093,936.03 |
| | | | 30000 | 474,955,332.04 | 266,866,545.06 | 461,028,901.48 | 41,752,342.44 | 29,764,806.78 |



| | |
|--|--|
| | |
| | |
| | |
| | |
| | |
| | |
| | |
| | |

| | | | |
|------|---------------|---------------|-------|
| 2020 | 32,801,474.30 | 43,131,874.12 | 7 o (|
|------|---------------|---------------|-------|

1

| | | | | | | | | | | | | | |
|--|--|--|--|----|----|--------|-------|--------|----|----|----|------------|--------------------|
| | | | | | | | | | | | | | |
| | | | | | | 12,821 | 1.06% | 16,300 | | | | 2020 04 | 2020-01 29 3 |
| | | | | | | 140 | / | / | | | | / | / |
| | | | | -- | -- | 12,961 | -- | 16,300 | -- | -- | -- | -- | -- |
| | | | | | | | | | | | | | |
| | | | | | | | | | | | | | |
| | | | | | | | | | | | | | |

1

1

[Redacted]

2020

[Redacted] D

[Redacted]

[Redacted]

) \$

11,114.79

INCS

”

”

“

”“

“

“

”

“

”

“

”

2

1

“

”

“

”

@H

X

| | | |
|----|---|---|
| | | |
| 2. | — | — |
| 3. | — | — |
| 4. | — | — |
| 5. | — | — |
| 6. | — | — |
| 7. | — | — |
| 8. | — | — |
| 9. | — | — |
| | — | — |

4

3

| | | 1 | | 68mg/L | 500mg/L | 13.11 t/a | 29.20 t/a | | |
|--|-----|---|--|-------------|----------|-----------|-----------|--|--|
| | | 1 | | 4.21mg/L | 45 mg/L | 1.31 t/a | 2.92 t/a | | |
| | | 1 | | ND | 50 mg/m3 | 0.039 t/a | 0.66 t/a | | |
| | | 1 | | 38 mg/m3 | 80 mg/m3 | 0.055 t/a | 1.50 t/a | | |
| | () | 1 | | 14.90 mg/m3 | 20 mg/m3 | 0.023 t/a | 0.40 t/a | | |

1

| | 430,508 | 0.06% | | | | -15,778 | -15,778 | 414,730 | 0.06% |
|---|-------------|---------|--|--|--|---------|---------|-------------|---------|
| 1 | | | | | | | | | |
| 2 | 64,741 | 0.01% | | | | | | 64,741 | 0.01% |
| 3 | 365,767 | 0.05% | | | | -15,778 | -15,778 | 349,989 | 0.05% |
| | 258,720 | 0.04% | | | | | | 258,720 | 0.04% |
| | 107,047 | 0.02% | | | | -15,778 | -15,778 | 91,269 | 0.01% |
| | 680,590,992 | 99.94% | | | | 15,778 | 15,778 | 680,606,770 | 99.94% |
| 1 | 680,590,992 | 99.94% | | | | 15,778 | 15,778 | 680,606,770 | 99.94% |
| | 681,021,500 | 100.00% | | | | | | 681,021,500 | 100.00% |

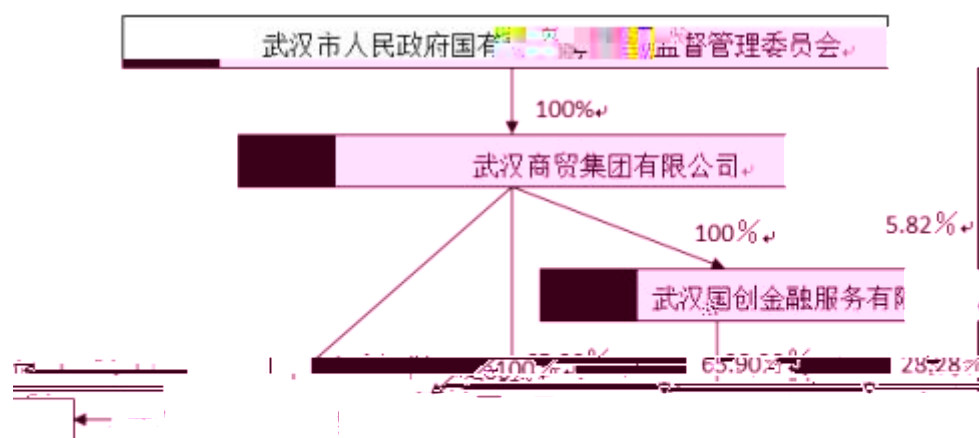
2



50,000

12,500

| | | | | |
|--|--------|-------|-------|-------|
| | | | | |
| | 11.42% | | 3.88% | 5.11% |
| | | 1.24% | | |



4 10%

| | | | | |
|--|---|---------------|------------|--|
| | / | | | |
| | | 1998 04 10 | 24,200 | |
| | | 2001 04 13 | 951,628.56 | |

| | | |
|--|--|----------------------|
| | | |
| | | 2004 09 71,440 20 |
| | | 2010 05 10,000 24 |

| | 49 | 2020 | 07 | 24 | 2021 | 01 | 16 | | |
|--|----|------|----|----|------|----|----|--------|--------|
| | 55 | 2018 | 12 | 14 | 2021 | 01 | 16 | | |
| | 62 | 2014 | 12 | 31 | 2021 | 01 | 16 | | |
| | 43 | 2014 | 12 | 31 | 2021 | 01 | 16 | | |
| | 41 | 2014 | 12 | 31 | 2021 | 01 | 16 | | |
| | 57 | 2016 | 05 | 25 | 2021 | 01 | 16 | | |
| | 51 | 2018 | 01 | 15 | 2021 | 01 | 16 | | |
| | 50 | 2018 | 06 | 14 | 2021 | 01 | 16 | | |
| | 41 | 2019 | 12 | 27 | 2021 | 01 | 16 | | |
| | 48 | 2018 | 01 | 16 | 2021 | 01 | 16 | | |
| | 53 | 2006 | 10 | 30 | 2021 | 01 | 16 | 10,000 | 10,000 |
| | 44 | 2014 | 12 | 31 | 2021 | 01 | 16 | | |
| | 46 | 2019 | 12 | 27 | 2021 | 01 | 16 | | |
| | 51 | 2018 | 01 | 16 | 2021 | 01 | 16 | | |
| | 51 | 2018 | 11 | 16 | 2021 | 01 | 16 | | |
| | 49 | 2018 | 11 | 16 | 2021 | 01 | 16 | | |
| | 52 | 2019 | 12 | 27 | 2021 | 01 | 16 | 13,689 | 13,689 |
| | 61 | 2017 | 08 | 17 | | | | | |

| | | | 2020 09 | |
|--|--|--|---------|--|
| | | | 2018 12 | |
| | | | 2018 12 | |
| | | | 2007 01 | |
| | | | 2020 10 | |
| | | | 2020 10 | |


| | | | 2003 11 | |
|--|--|--|---------|--|
| | | | 2021 01 | |
| | | | | |

| | |
|----|-----|
| 62 | |
| 43 | |
| 41 | |
| 57 | 9.6 |
| 51 | 9.6 |
| 50 | |



| | | | |
|--|--|--|---|
| | | | 0 |
| | | | 0 |





2021 0100785

1

(


‘À

34

2020

128.92

2021 3 23



2020 12 31

| | 2020 12 31 | 2019 12 31 |
|--|------------------|----------------|
| | 1,364,781,128.94 | 998,185,104.21 |
| | | 1,380,719.07 |
| | 121,900,109.64 | 122,401,052.93 |
| | 237,837,451. | |

| | | |
|--|----------------|----------------|
| | 364,250,958.47 | 376,294,689.77 |
| | 18,279,747.20 | 19,921,412.59 |
| | 673,954,768.43 | 602,430,533.23 |
| | 21,133,910.78 | |
| | 10,574,273.41 | 16,508*3.1 |

| | | |
|--|------------------|------------------|
| | 2,967,090,996.81 | 2,812,140,914.15 |
| | | |
| | | |
| | | |
| | 2,302,266,850.98 | 2,329,106,402.06 |
| | 3,600,000.00 | 3,600,000.00 |
| | | |
| | 23,388,976.09 | 24,189,414.37 |
| | 171,571,523.52 | 130,225,497.63 |
| | | |
| | | |
| | | |
| | | |
| | | |
| | | |
| | | |
| | 1,855,611.22 | 6,154,022.40 |
| | 2,502,682,961.81 | 2,493,275,336.46 |
| | 5,469,773,958.62 | 5,305,416,250.61 |
| | | |
| | 860,000,000.00 | |
| | | |
| | | |
| | | |
| | 992,532.71 | 642,601.41 |
| | | |
| | | |
| | 11,913,826.44 | 11,813,826.44 |
| | 412,205.23 | 30,481,985.73 |
| | 1,799,534,105.85 | 2,361,147,788.12 |
| | | |
| | 890,867.18 | 877,931.18 |
| | | |
| | | |
| | | |
| | 2,672,852,670.23 | 2,404,086,201.70 |
| | | |
| | | |
| | | |

| | | |
|--|------------------|------------------|
| | | |
| | | |
| | | |
| | | |
| | | |
| | | |
| | | |
| | | |
| | | |
| | | |
| | 2,672,852,670.23 | 2,404,086,201.70 |
| | | |
| | 681,021,500.00 | 681,021,500.00 |
| | | |
| | | |
| | 1,075,847,225.68 | 1,075,847,225.68 |
| | 170,072,653.04 | 9,877,619.36 |
| | | |
| | | |
| | 442,261,226.61 | 424,543,677.11 |
| | 767,863,989.14 | 729,795,265.48 |
| | 2,796,921,288.39 | 2,901,330,048.91 |
| | 5,469,773,958.62 | 5,305,416,250.61 |

3

| | 2020 | 2019 |
|--|-------------------|-------------------|
| | 13,128,786,002.31 | 15,547,874,380.83 |
| | 13,128,786,002.31 | 15,547,874,380.83 |
| | | |
| | | |
| | 13,142,307,849.54 | 15,408,089,492.60 |
| | 9,991,152,178.46 | 12,076,382,079.74 |
| | | |
| | | |
| | | |
| | | |
| | | |
| | | |
| | 59,667,420.44 | 76,621,742.62 |


| | | |
|----|---------------|---------------|
| 7. | | |
| | -12,225.00 | |
| | 65,330,681.20 | 12,974,261.96 |
| | 42,994,099.12 | 10,196,510.39 |
| | 22,336,582.08 | 2,777,751.57 |
| | | |
| | 0.07 | 0.01 |
| | 0.07 | 0.01 |

4

| | 2020 | 2019 |
|--|---------------|---------------|
| | 16,486,142.62 | 20,036,530.15 |
| | 3,042,344.42 | 800,438.28 |
| | 1,411,463.57 | 2,176,329.12 |
| | 334,616.85 | 789,281.33 |
| | 43,748,536.83 | 40,450,018.87 |
| | -5,838,472.55 | -1,112,142.7 |



| | | |
|--|---------------|----------------|
| | 76,330,643.83 | 752,657,431.61 |
| | 89,758,096.70 | 773,777,286.88 |
| | 2,045,611.36 | 9,660,000.38 |
| | 29,092,174.48 | 24,047,194. |



50

| | | | | | | |
|--|------------------------|------------------------------|----------------|----------------|----------------|----------------|
| | 00 | 318.1 9 | | 54 | 7.86 | 43 53.29 |
| | | | -10,000. 00 | 118,82 8.13 | 108,82 8.13 | 108,8 28.13 |
| | | | | | | |
| | | | | | | |
| | 681,02 1,500. 00 | 1,080 ,510, 318.1 9 | 403:03,(| | | |

| | | | | | | | | | | | | | | | |
|---|--------|--|--|--|-------|---------|--|---------|--|---------|---------|---------|--------|--------|----|
| | | | | | | | | | | | | | | | |
| 1 | | | | | | | | | | | | | | | |
| 2 | | | | | | | | | | | | | | | |
| 3 | | | | | | | | | | | | | | | |
| 4 | | | | | | | | | | | | | | | |
| 5 | | | | | | | | | | | | | | | |
| 6 | | | | | | | | | | | | | | | |
| 1 | | | | | | | | | | | | | | | |
| 2 | | | | | | | | | | | | | | | |
| | | | | | | 9,877,6 | | | | | | -9,877, | | -9,87 | |
| | | | | | | 19.36 | | | | | | 619.36 | | 7,619. | 36 |
| | 681,02 | | | | 1,080 | | | | | | 1,178,3 | 3,354, | 219,30 | 3,573, | |
| | 1,500. | | | | ,510, | 9,877,6 | | 424,543 | | 93,206. | 591,08 | 5,676. | 896,7 | | |
| | 00 | | | | 318.1 | 19.36 | | ,677.11 | | 08 | 2.02 | 40 | 58.42 | | |
| | | | | | 9 | | | | | | | | | | |

8

| | 2020 | | | | | | | | | | |
|--|---------|--|--|--|------------|------------|--|---------|---------|----------|-----------|
| | | | | | | | | | | | |
| | 681,021 | | | | 1,075,847, | 9,877,619. | | | 424,543 | 729,795, | 2,901,330 |
| | ,500.00 | | | | 225.68 | 36 | | ,677.11 | 265.48 | ,048.91 | |
| | | | | | | | | | | | |
| | | | | | | | | | | | |
| | 681,021 | | | | 1,075,847, | 9,877,619. | | | 424,543 | 729,795, | 2,901,330 |
| | ,500.00 | | | | 225.68 | 36 | | ,677.11 | 265.48 | ,048.91 | |
| | | | | | | 160,195,0 | | | 17,717, | 38,068,7 | -104,408, |



2019

| | | | | | | | | | | | | |
|---|---------|--|--|--|------------|------------|--|--|---------|----------|--|-----------|
| | | | | | | | | | | | | |
| 4 | | | | | | | | | | | | |
| 5 | | | | | | | | | | | | |
| 6 | | | | | | | | | | | | |
| | | | | | | | | | | | | |
| 1 | | | | | | | | | | | | |
| 2 | | | | | | | | | | | | |
| | | | | | | 9,877,619. | | | | | | -9,877,61 |
| | | | | | | 36 | | | | | | 9.36 |
| | 681,021 | | | | 1,075,847, | 9,877,619. | | | 424,543 | 729,795, | | 2,901,330 |
| | ,500.00 | | | | 225.68 | 36 | | | ,677.11 | 265.48 | | ,048.91 |

S

!

S

3

1

2

—

“ ”

15 —

2014

2020 12 31

2020

2014

15 —

| | “ ” |
|--|-----|

| 1 | |
|---|--|
| 2 | |
| | |
| | |

1

2

| | | 45 | 3% | 2.16% |
|--|--|----|----|--------|
| | | 10 | 3% | 9.70% |
| | | 15 | 3% | 6.47% |
| | | 14 | 3% | 6.93% |
| | | 10 | 0 | 10% |
| | | 5 | 3% | 19.40% |

| | | | | | | |
|---|----------|------|---|----|------|-----|
| 5 | 14 | 2020 | 4 | 27 | | |
| | 2017 | | | | 2020 | 1 1 |
| | [2017]22 | 2020 | 1 | 1 | | |
| | “ | | | | 2020 | 1 1 |
| | ” | | | | | |

| | 2019 12 31 | | 2020 1 1 | |
|--|------------------|--|------------------|--|
| | | | | |
| | 1,628,826,731.89 | | 6,386,923.49 | |
| | | | 1,417,720,909.12 | |
| | | | 204,718,899.28 | |

| | 2020 12 31 | | 2020 12 31 | |
|--|------------------|--|------------------|--|
| | | | | |
| | 2,918,715.91 | | 1,981,320,539.16 | |
| | 1,788,258,909.85 | | | |
| | 190,142,913.40 | | | |

| | 2020 | | 2020 | |
|--|------------------|--------------|------------------|--------------|
| | | | | |
| | 9,990,751,520.47 | 3,042,344.42 | 9,949,903,603.07 | 3,042,344.42 |
| | 2,588,907,306.58 | 334,616.85 | 2,629,755,223.98 | 334,616.85 |

2

3 2020

| | 2019 12 31 | 2020 01 01 | |
|--|------------------|------------------|--|
| | | | |
| | 998,185,104.21 | 998,185,104.21 | |
| | | | |
| | | | |
| | | | |
| | 1,380,719.07 | 1,380,719.07 | |
| | 122,401,052.93 | 122,401,052.93 | |
| | | | |
| | 298,123,306.05 | 298,123,306.05 | |
| | | | |
| | | | |
| | 38,126,997.74 | 38,126,997.74 | |
| | | | |
| | | | |
| | 1,770,980,674.29 | 1,770,980,674.29 | |
| | | | |
| | | | |
| | 42,806,839.68 | 42,806,839.68 | |
| | 3,272,004,693.97 | 3,272,004,693.97 | |
| | | | |
| | | | |
| | | | |
| | 275,999,008.64 | 275,999,008.64 | |
| | 3,850,000.00 | 3,850,000.00 | |
| | | | |

| | | |
|--|------------------|------------------|
| | 46,448,961.74 | 46,448,961.74 |
| | 4,463,180,875.44 | 4,463,180,875.44 |
| | 129,597,011.45 | 129,597,011.45 |
| | | |
| | | |
| | 376,294,689.77 | 376,294,689.77 |

| | | |
|--|------------------|------------------|
| | | |
| | | |
| | | |
| | | |
| | 8,277,309.28 | |
| | 1,901,750.32 | 1,901,750.32 |
| | 10,179,059.60 | 10,179,059.60 |
| | 5,636,369,864.92 | 5,636,369,864.92 |
| | | |
| | 681,021,500.00 | 681,021,500.00 |
| | | |
| | 1,080,510,318.19 | 1,080,510,318.19 |
| | 9,877,619.36 | 9,877,619.36 |
| | | |
| | 424,543,677.11 | 424,543,677.11 |
| | | |
| | 1,178,393,206.08 | |
| | 3,354,591,082.02 | |
| | 219,322., | |

| | | |
|--|------------------|------------------|
| | 115,000,000.00 | 115,000,000.00 |
| | 38,016.13 | 38,016.13 |
| | | |
| | | |
| | 1,251,584.61 | 1,251,584.61 |
| | 2,812,140,914.15 | 2,812,140,914.15 |
| | | |
| | | |
| | 2,329,106,402.06 | 2,329,106,402.06 |
| | 3,600,000.00 | 3,600,000.00 |
| | | |
| | 24,189,414.37 | 24,189,414.37 |
| | 130,225,497.63 | 130,225,497.63 |

1



| | | | | | | 1,380,719.07 | | | | 1,380,719.07 |
|--|--|--|--|--|--|--------------|--|--|--|--------------|
| | | | | | | | | | | |
| | | | | | | | | | | |
| | | | | | | 1,380,719.07 | | | | 1,380,719.07 |

2

3

4

5

3

1

| | 134,007,820.49 | 100.00% | 12,107,710.85 | 9.04% | 121,900,109.64 | 134,644,070.15 | 100.00% | 12,243,017.22 | 9.09% | 122,401,052.93 |
|--|----------------|---------|---------------|-------|----------------|----------------|---------|---------------|-------|----------------|
| | 134,007,820.49 | 100.00% | 12,107,710.85 | 9.04% | 121,900,109.64 | 134,644,070.15 | 100.00% | 12,243,017.22 | 9.09% | 122,401,052.93 |

| 1 | 1 | | 127,967,112.15 | 6,413,273.21 | 5.01% |
|---|---|---|----------------|--------------|-------|
| 1 | 2 | 2 | 205,613.44 | 12,417.96 | 6.04% |

| | | | | | |
|---|---|---|----------------|---------------|---------|
| 2 | 3 | 3 | 150,040.71 | 10,955.23 | 7.30% |
| 3 | 4 | 4 | 16,644.54 | 2,654.80 | 15.95% |
| 5 | | | 5,668,409.65 | 5,668,409.65 | 100.00% |
| | | | 134,007,820.49 | 12,107,710.85 | -- |

10“ ”

| | | |
|---|---|----------------|
| 1 | 1 | 127,967,112.15 |
| 1 | 2 | 205,613.44 |
| 2 | 3 | 150,040.71 |
| 3 | | 5,685,054.19 |
| 3 | 4 | 16,644.54 |
| 5 | | 5,668,409.65 |
| | | 134,007,820.49 |

2

| | | | | | |
|--|---------------|-------------|--|--|---------------|
| | | | | | |
| | 12,243,017.22 | -135,306.37 | | | 12,107,710.85 |
| | 12,243,017.22 | -135,306.37 | | | 12,107,710.85 |

3

4

9,643,973.04

7.20%

482,198.66

5

5%(5%)

“ ”

4

1

| | | |
|--|--|--|
| | | |
|--|--|--|

| | | | | |
|-----|----------------|--------|----------------|--------|
| | | | | |
| 1 | 237,815,877.48 | 99.99% | 298,017,719.54 | 99.96% |
| 2 3 | | | 77,230.21 | 0.03% |
| 3 | 21,573.71 | 0.01% | 28,356.30 | 0.01% |
| | 237,837,451.19 | -- | 298,123,306.05 | -- |

1

1

2

44,726,834.65

18.81%

3

5%(5%)

“ ”

5

| | | |
|--|---------------|---------------|
| | | |
| | 35,493,921.17 | 38,126,997.74 |
| | 35,493,921.17 | 38,126,997.74 |

1

| | | |
|--|---------------|---------------|
| | | |
| | 29,515,803.19 | 21,213,471.58 |
| | 1,301,246.82 | 3,514,158.55 |
| | 49,928.95 | 62,650.28 |
| | 32,712,683.68 | 37,802,104.83 |
| | 63,579,662.64 | 62,592,385.24 |

| | | | | |
|------------|---------------|-----|--------------|---------------|
| | | | | |
| | 12 | () | () | |
| 2020 1 1 | 15,111,515.26 | | 9,353,872.24 | 24,465,387.50 |
| 2020 1 1 | — | — | — | — |
| | 3,642,900.53 | | | 3,642,900.53 |
| | | | -22,546.56 | -22,546.56 |
| 2020 12 31 | 18,754,415.79 | | 9,331,325.68 | 28,085,741.47 |

| | | |
|---|---|---------------|
| | | |
| 1 | 1 | 14,028,589.90 |
| 1 | 2 | 9,680,536.10 |
| 2 | 3 | 8,873,506.13 |
| 3 | | 30,997,030.51 |
| 3 | 4 | 9,413,070.81 |
| 4 | 5 | 989,284.20 |
| 5 | | 20,594,675.50 |
| | | 63,579,662.64 |

| | | | | | |
|--|---------------|--------------|------------|--|---------------|
| | | | | | |
| | 24,465,387.50 | 3,642,900.53 | -22,546.56 | | 28,085,741.47 |
| | 24,465,387.50 | 3,642,900.53 | -22,546.56 | | 28,085,741.47 |

| | | | | | |
|--|----|---------------|-----|--------|---------------|
| | | | | | |
| | | 6,240,000.00 | 3-4 | 9.81% | 3,120,000.00 |
| | | 5,165,171.46 | 5 | 8.12% | 5,165,171.46 |
| | | 4,730,000.00 | 5 | 7.44% | 4,730,000.00 |
| | | 2,496,282.80 | 5 | 3.93% | 2,496,282.80 |
| | | 1,502,667.75 | 5 | 2.36% | 1,502,667.75 |
| | -- | 20,134,122.01 | -- | 31.66% | 17,014,122.01 |

5%(5%)

“

”

6

1

| | | | | | |
|--|--|--|--|--|--|
| | | | | | |
| | | | | | |

| | | | |
|--|---------------|---------------|---------------|
| | 26,508,143.48 | 26,508,143.48 | 23,166,857.26 |
|--|---------------|---------------|---------------|

10,574,304.19

-10,574,304.19

| | | | | | | |
|---|--|--|--------------|--|--|--|
| | | | | | | |
| - | | | | | | |
| | | | | | | |
| | | | 6,090,000.00 | | | |

10

1

| | | | | |
|----|---|---------------|--------------|---------------|
| 1. | | 58,053,354.71 | 8,396,000.00 | 66,449,354.71 |
| 2. | | | | |
| 1 | | | | |
| 2 | \ | | | |
| 3 | | | | |
| 3. | | | | |
| 1 | | | | |
| 2 | | | | |
| 4. | | 58,053,354.71 | 8,396,000.00 | 66,449,354.71 |
| 1. | | 18,077,779.03 | 1,922,613.94 | 20,000,392.97 |
| 2. | | 1,288,631.64 | 211,663.92 | 1,500,295.56 |
| 1 | | 1,288,631.64 | 211,663.92 | 1,500,295.56 |
| 3. | | | | |
| 1 | | | | |
| 2 | | | | |
| 4. | | 19,366,410.67 | 2,134,277.86 | 21,500,688.53 |
| 1. | | | | |
| 2. | | | | |
| 1 | | | | |
| 3 | | | | |
| 1 | | | | |
| 2 | | | | |
| 4. | | | | |
| 1. | | 38,686,944.04 | 6,261,722.14 | 44,948,666.18 |

4

5

12

| | | |
|--|----------------|----------------|
| | | |
| | 197,262,236.61 | 129,597,011.45 |
| | 197,262,236.61 | 129,597,011.45 |

1

| | | | | | |
|--|----------------|--|----------------|---------------|----------------|
| | | | | | |
| | | | | 29,642,459.56 | 29,642,459.56 |
| | 177,912,200.37 | | 177,912,200.37 | 93,443,505.50 | 93,443,505.50 |
| | 12,253,285.09 | | 12,253,285.09 | 5,451,253.02 | 5,451,253.02 |
| | | | | 201,769.91 | 201,769.91 |
| | 7,096,751.15 | | 7,096,751.15 | 858,023.46 | 858,023.46 |
| | 197,262,236.61 | | 197,262,236.61 | | 129,597,011.45 |

2

| | | | | | | | | | |
|--|----------------|----------------|----------------|---------------|------------|----------------|--------|--------|----|
| | | | | | | | | | |
| | 258,708,600.00 | 93,443,505.50 | 85,410,794.87 | 833,716.81 | 108,383.19 | 177,912,200.37 | 69.13% | 69.13% | |
| | 80,000,000.00 | 29,642,459.56 | 46,242,275.49 | 75,884,735.05 | 0.00 | 0.00 | 94.86% | 100% | |
| | 338,708,600.00 | 123,085,965.06 | 131,653,070.36 | 76,718,451.86 | 108,383.19 | 177,912,200.37 | -- | -- | -- |

| | | | | |
|----|----------------|--|--|----------------|
| | | | | |
| | | | | |
| 1. | 490,792,737.90 | | | 490,792,737.90 |
| 2. | | | | |
| 1 | | | | |
| 2 | | | | |
| 3 | | | | |
| 3. | | | | |
| 1 | | | | |
| 4. | 490,792,737.90 | | | 490,792,737.90 |
| | | | | |
| 1. | 114,498,048.13 | | | 114,498,048.13 |
| 2. | 12,043,731.30 | | | 12,043,731.30 |
| 1 | 12,043,731.30 | | | 12,043,731.30 |
| 3. | | | | |
| 1 | | | | |
| 4. | 126,541,779.43 | | | 126,541,779.43 |
| | | | | |
| 1. | | | | |
| 2. | | | | |
| 1 | | | | |
| 3. | | | | |
| 1 | | | | |
| 4. | | | | |
| | | | | |
| 1. | 364,250,958.47 | | | 364,250,958.47 |
| 2. | 376,294,689.77 | | | 376,294,689.77 |

2

3

4

5

14

1



| | | | | | |
|--|----------------|----------------|----------------|--|----------------|
| | 1,426,662.90 | 1,048,695.94 | 657,991.59 | | 1,817,367.25 |
| | 602,430,533.23 | 208,684,389.58 | 137,160,154.38 | | 673,954,768.43 |

16

/

1



17

| | | | | |
|--|---------------|---------------|---------------|---------------|
| | | | | |
| | | | | |
| | 10,574,273.41 | 10,574,273.41 | 16,508,537.41 | 16,508,537.41 |
| | 10,574,273.41 | 10,574,273.41 | 16,508,537.41 | 16,508,537.41 |

| | | |
|--|------------------|------------------|
| | 1,788,266,598.35 | 1,417,720,909.12 |
| | 1,788,266,598.35 | 1,417,720,909.12 |

| | | |
|--|----------------|------|
| | | |
| | 370,538,000.73 | 2020 |
| | 370,538,000.73 | — |

23

1

| | | | | |
|---|---------------|------------------|------------------|---------------|
| | | | | |
| | 42,070,395.83 | 1,586,861,102.08 | 1,576,434,542.82 | 52,496,955.09 |
| - | | 25,937,699.84 | 25,937,699.84 | |
| | | 1,014,233.06 | 1,014,233.06 | |
| | 42,070,395.83 | 1,613,813,034.98 | 1,603,386,475.72 | 52,496,955.09 |

2

| | | |
|--|---------------|---------------|
| | 629,173.12 | 453,032.99 |
| | 41,754,741.84 | 65,255,924.13 |
| | 2,097,665.96 | 2,798,304.77 |
| | 2,865,272.60 | 1,633,793.21 |
| | 2,488,114.93 | 2,488,573.77 |
| | 6,114,179.08 | 8,493,724.27 |
| | 2,346,060.70 | 2,505,103.12 |
| | 836,927.12 | 1,262,353.89 |
| | 1,214,201.52 | 626,781.91 |
| | 1,888.66 | 909.21 |
| | 66,203.56 | 66,145.57 |
| | 1,016,452.31 | 538,984.07 |
| | 98,198,934.02 | 98,110,341.45 |

25

| | | |
|--|----------------|----------------|
| | | |
| | 890,867.18 | 877,931.18 |
| | 366,657,960.06 | 419,735,768.34 |
| | 367,548,827.24 | 420,613,699.52 |

1

| | | |
|--|------------|------------|
| | | |
| | 890,867.18 | 877,931.18 |
| | 890,867.18 | 877,931.18 |

2

| | | |
|--|----------------|----------------|
| | | |
| | 121,842,319.47 | 120,771,183.37 |
| | 9,859,400.10 | 1,485,363.94 |
| | 2,039,825.46 | 2,422,935.72 |
| | 232,916,415.03 | 295,056,285.31 |
| | 366,657,960.06 | 419,735,768.34 |

1

1

“

”

2

26

| | | |
|--|----------------|----------------|
| | | |
| | 190,143,912.90 | 204,718,899.28 |
| | 190,143,912.90 | 204,718,899.28 |

27

1

| | |
|--|--------|
| | |
| | 277,30 |
| | 277,30 |

2

| | |
|----|--|
| | |
| | |
| | |
| 1. | |
| 2. | |
| 3. | |
| 4. | |
| | |
| | |

| | | | | | |
|---|--|----|--|----|--|
| | | | | | |
| - | | 00 | | 10 | |

入 庫

28



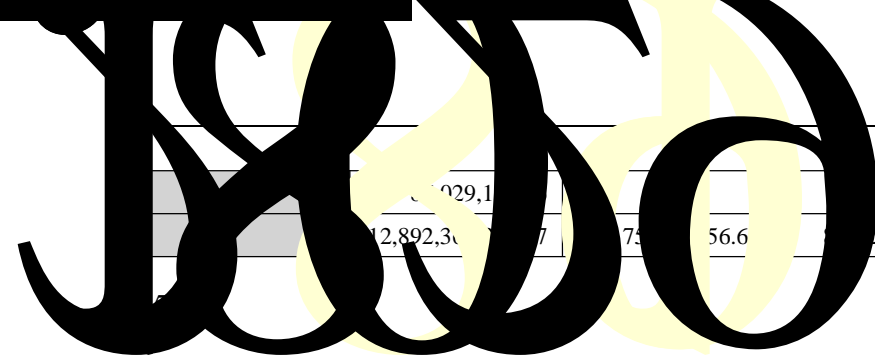
| | | | | |
|--|----------------|---------------|--|----------------|
| | | | | |
| | 205,606,109.27 | 8,858,774.75 | | 214,464,884.02 |
| | 218,937,567.84 | 8,858,774.75 | | 227,796,342.59 |
| | 424,543,677.11 | 17,717,549.50 | | 442,261,226.61 |

10%

50%

33

| | | | |
|--|---|------------------|------------------|
| | | | |
| | | 1,178,393,206.08 | 1,223,371,014.54 |
| | + | - | 118,828.13 |
| | | 1,178,393,206.08 | 1,223,489,842.67 |
| | | 43,131,874.12 | 10,196,510.39 |
| | | 8,858,774.75 | 10,621,035.99 |
| | | 8,858,774.75 | 10,621,035.99 |
| | | 32,801,474.30 | 34,051,075.00 |
| | | 1,171,006,056.40 | 1,178,393,206.08 |




| | | | |
|----------|---|----|-------------------|
| 929,1 | | | 86,029,194.13 |
| 12,892,3 | 7 | 75 | 56.6 |
| | | | 60,092.95 |
| | | | 742,179,080.00 |
| | | | 13,128,786,002.31 |

| | | |
|--|---------------|---------------|
| | | |
| | 4,936,242.81 | 6,916,461.07 |
| | 16,358,870.67 | 17,425,143.74 |
| | 7,136,509.96 | 7,656,836.68 |
| | 18,896,637.97 | 31,202,580.08 |
| | 3,340,290.02 | 4,557,480.87 |
| | 68,262.66 | 77,623.94 |
| | 5,049,701.39 | 4,449,465.66 |
| | 3,625,433.72 | 3,860,258.39 |
| | 35,148.81 | 37,691.47 |
| | 220,322.43 | 438,200.72 |
| | 59,667,420.44 | 76,621,742.62 |

36

| | | |
|--|------------------|----------------|
| | | |
| | 1,262,880,753.61 | |
| | 519,026,826.55 | 546,347,081.85 |



| | | |
|--|---|--------------|
| | 25,291,025.34 | |
| | 16,054,581.64 | 4,562,804.15 |
| | 7,240,385.00 | |
| |  | |

2020

| | | |
|--|---------------|----------------|
| | -795,056.01 | 634.82 |
| | | -1,731,645.98 |
| | -7,136,721.40 | -14,412,280.80 |

“ ”

44

| | | |
|-----|---------------|---------------|
| | | |
| "_" | 17,279,285.55 | -3,499,236.95 |
| | 17,279,285.55 | -3,499,236.95 |

45

| | | | |
|--|---------------|--------------|---------------|
| | | | |
| | 9,812.84 | | 9,812.84 |
| | 9,812.84 | | 9,812.84 |
| | 23,761,305.12 | 6,229,140.11 | 23,761,305.12 |
| | 23,771,117.96 | 6,229,140.11 | 23,771,117.96 |

31.61%

46

| | | | |
|--|--------------|---------------|---------------|
| | | | |
| | 22,360,193.4 | 40,924,995.13 | 22,360,193.45 |

| | |
|--|---------------|
| | 304,055.68 |
| | 27,403,425.37 |
| | 72,713,567.18 |

48

1

| | | |
|--|----------------|---------------|
| | | |
| | 172,126,785.87 | 11,734,996.31 |
| | 20,999,746.38 | 35,487,691.70 |
| | 33,761,305.12 | 20,455,008.39 |
| | 226,887,837.37 | 67,677,696.40 |

2

| |
|--|
| |
|--|

| | | | |
|---|-----|----------------|------------------|
| | | 65,480,681.20 | 12,974,261.96 |
| | | 3,485,047.60 | 1,967,349.80 |
| | | 2,436,721.40 | 14,443,280.80 |
| | | 251,043,759.15 | 223,176,425.31 |
| | | 12,043,731.30 | 12,035,057.20 |
| | | 137,160,154.38 | 133,251,455.75 |
| | “ ” | -17,279,285.55 | 3,499,236.95 |
| | “ ” | 22,350,380.61 | 40,924,995.13 |
| | “ ” | 21,570,259.45 | 24,923,319.21 |
| | “ ” | 24,477,062.01 | 7,105,542.94 |
| | “ ” | -17,103,011.68 | 357,598.48 |
| | “ ” | 45,912,134.40 | 1,901,750.32 |
| | “ ” | 6,142,222.65 | -427,046,715.03 |
| | “ ” | 106,726,978.66 | 1,050,061,427.25 |
| | “ ” | 193,825,538.56 | -254,286,272.24 |
| | | 10,000,000.00 | |
| | | 868,272,374.14 | 845,288,713.83 |
| 2 | | -- | -- |
| 3 | | | |

1

2

3

4

5

“ ”

“ ”

2020 1 19

1

1



100.00%

51.00%

100.00%

100.00%

100.00%

100.00%

100.00%

100.00%

100.00%

60.00%

A.

49.00%

0



| | | 275,728.26 | 483,235.01 |
|--|--|--------------|------------|
| | | 2,872.73 | |
| | | 2,945.45 | |
| | | 354,990.82 | |
| | | 852,462.00 | |
| | | 1,520,418.18 | |

2014 10 10

2

/

6

1



1

2020 12 31

2

1

2020 12 31

2

1

2021 3 23

2020

681,021,500

24,992,014

6Ñ

| | |
|---|------------|
| | |
| 3 | 358,635.04 |
| 5 | 358,635.04 |
| | 358,635.04 |

2

| | | | | | | |
|--|------------|--|--|--|--|------------|
| | | | | | | |
| | 358,635.04 | | | | | 358,635.04 |
| | 358,635.04 | | | | | 358,635.04 |

3

2

| | | | |
|--|--|----------------|----------------|
| | | | |
| | | 120,000,000.00 | 115,000,000.00 |

| | | | | |
|------------|----|-----|-----|--------------|
| | 12 | () | () | |
| 2020 1 1 | | | | 9,164,122.01 |
| 2020 1 1 | — | — | — | — |
| 2020 12 31 | | | | 9,164,122.01 |

| | | |
|---|---|------------------|
| | | |
| 1 | 1 | 2,111,160,004.06 |
| 3 | | 9,164,122.01 |
| 5 | | 9,164,122.01 |
| | | 2,120,324,126.07 |

| | | | | |
|------------------|--------------|------------------|------------------|------------------|
| 2,115,990,050.95 | 1,641,665.39 | 2,114,348,385.56 | 2,115,990,050.95 | 2,115,990,050.95 |
| 187,918,465.42 | | 187,918,465.42 | 213,116,351.11 | 213,116,30 |

| | | | |
|---------------|------------|---------------|---------------|
| 23,021,544.87 | 988,930.05 | -1,253,333.33 | 22,757,141.59 |
|---------------|------------|---------------|---------------|

| | | | |
|---------------|------------|--|---------------|
| 14,700,000.00 | 351,171.47 | | 15,051,171.47 |
|---------------|------------|--|---------------|

| | | | |
|---|-------|--|--|
|  | 2135. | | |
|---|-------|--|--|

| | | |
|--|-----------------|----|
| | | |
| | 13,613,293.50 | |
| | -199,536,553.75 | |
| | -2,447,364.41 | |
| | -5,692,777.81 | -- |

1

“+”

“-”

2

1 —

[2008]43

2

| | | / | / |
|--|-------|------|------|
| | 1.27% | 0.07 | 0.07 |
| | 1.44% | 0.05 | 0.05 |

2020

2021 3 25